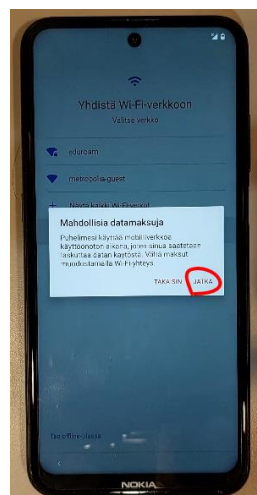
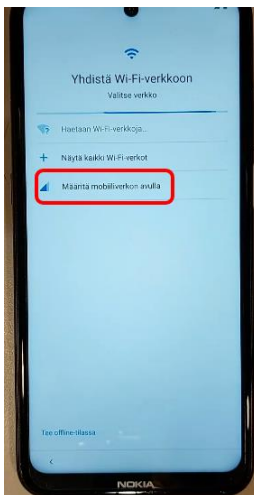


First, insert the SIM card into SIM slot 1 of the phone. The selection of SIM slot 1 is important, otherwise the phone will not work as expected.

1. Select the language and tap **Accept**.



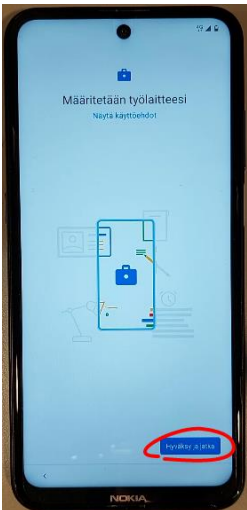
2. Tap **Configure using the mobile network** and tap **Continue**.



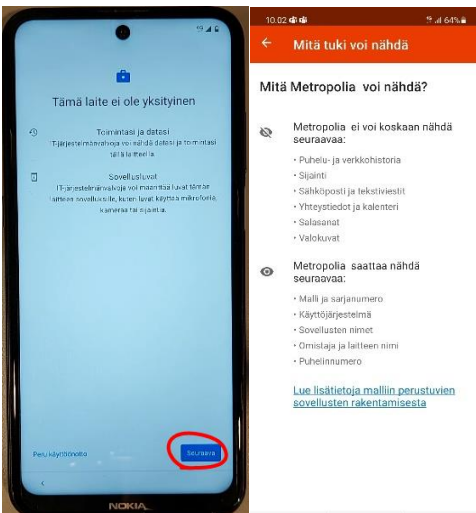
3. Tap **Next**.



4. Tap **Accept** and continue

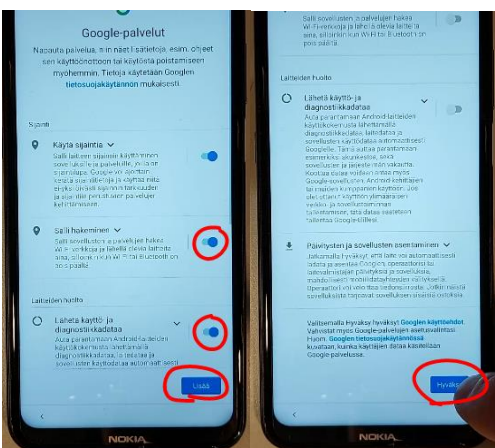


5. Tap **Next**



See the "What the support can see" image above for more information about your privacy. The same information can also be found in your phone's Intune settings.

6. Turn off **Allow retrieval** and **Send operational and diagnostic data** and tap **More** and **Accept**.



7. Uncheck **Help improve Chrome** and tap **Accept and continue**



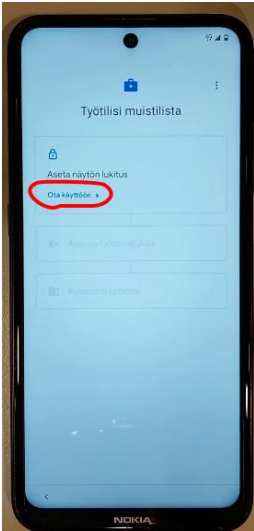
8. Enter your Metropolia ID in the form **userid@metropolia.fi** and tap **Next**



9. Enter **your password** and tap **Sign in**



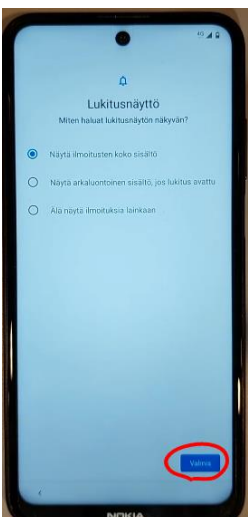
10. tap **Enable**



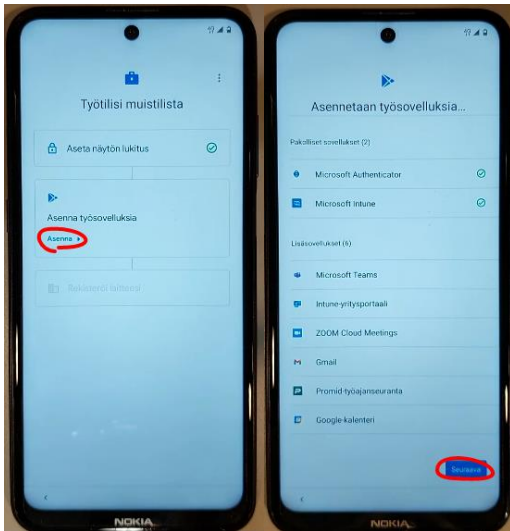
11. Select the screen lock you want to use



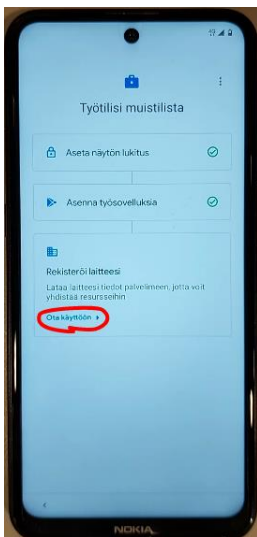
12. tap Done/Finish



13. tap Install and Next



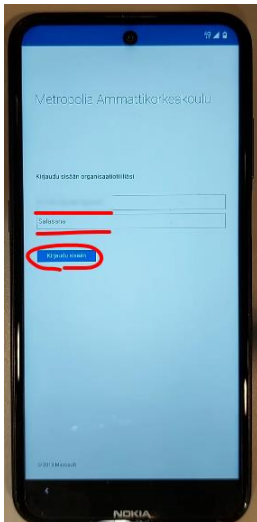
14. Tap Enable



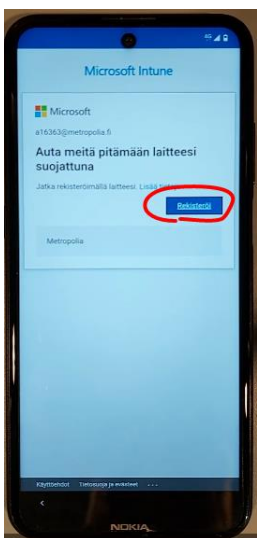
15. Tap Log in/Sign in



16. Enter your Metropolia username in the form **userid@metropolia.fi** and **password**, then tap **Log in/Sign in**



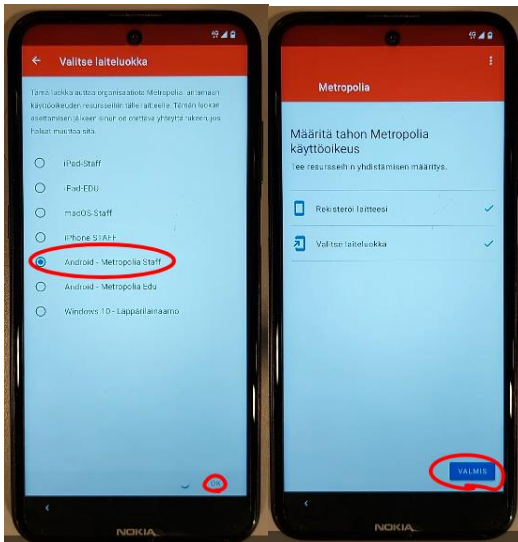
17. tap **Register**



18. tap **Next** and wait, then tap **Next** again



19. Select **Android - Metropolia Staff** and tap **OK**, then tap **Done**



The installation complete!